




















- Please report any hazards to the Working Bee Supervisor.
- Some hazards may be marked with **HAZARD TAPE** 
- If you see **HAZARD TAPE**  and don't know what the danger is, please ASK before working in that area.
- If injured, please advise the Working Bee Supervisor.

	Trip and fall hazards include: <ul style="list-style-type: none"> • Logs, stumps and branch • Uneven ground and holes, • Long strappy leaves • Tools • Slippery surfaces 	<ul style="list-style-type: none"> • Watch where you are putting your feet. • Must wear fully enclosed foot wear. • Do not leave tools where you or others might trip on them. • Take care walking beside <i>Lomandra sp</i> (strong, long leaves can trip). • Do not venture close to the creekbank (slippery + possible undermining). • Do not work alone. 	
	Bitey creatures include: <ul style="list-style-type: none"> • bull ants, wasps and bees Also: <ul style="list-style-type: none"> • mosquitoes and spiders 	<ul style="list-style-type: none"> • Watch out for nest holes, hives and solitary creatures. • Wear long sleeves and long trousers. • Wear insect repellent in season. • Watch where you are putting your hands and feet.. • First aid kit is available for any site treatment. 	 
	Watch out for passers-by and colleagues : <ul style="list-style-type: none"> • Cyclists and pedestrians • Dogs (hopefully on-lead) • Other volunteers • Unsupervised children 	<ul style="list-style-type: none"> • Use safety cones or tape to delineate the work area and path where required. • Do not obstruct paths with weeding tubs, tools etc. • Stand-off path when talking etc. • Look before stepping out onto a path. • Maintain safe working distances from other volunteers and paths. • Children must be supervised by parents/guardians at all times. 	 
	Unstable tree limbs and dead trees present dangers.	<ul style="list-style-type: none"> • Look above for hanging branches. • Test nearby dead trees. • Advise Working Bee Supervisor who may tape off an area. 	 
	Biohazards include: <ul style="list-style-type: none"> • Dog poo • Dead animals eg possums • Drug paraphernalia • Asbestos (A/C sheet, lagging etc) • Micro-organisms in mulch • Covid-19 + other infectious diseases 	<ul style="list-style-type: none"> • Always wear gloves. • Don't touch – call Site Supervisor. • Dust masks available for mulching where required. • Don't work if showing symptoms. • Maintain safe/social working distances between people. 	 
	Other dangers include: <ul style="list-style-type: none"> • Working under twiggy or thorny trees and shrubs, • Glass and other sharp materials • Dehydration • UV and heat exposure 	<ul style="list-style-type: none"> • Wear a hat. • Wear long sleeves and long trousers. • Wear safety glasses for eye hazards. • Wear gloves. • BYO and drink water (not from creek!). • Apply sunscreen. 	